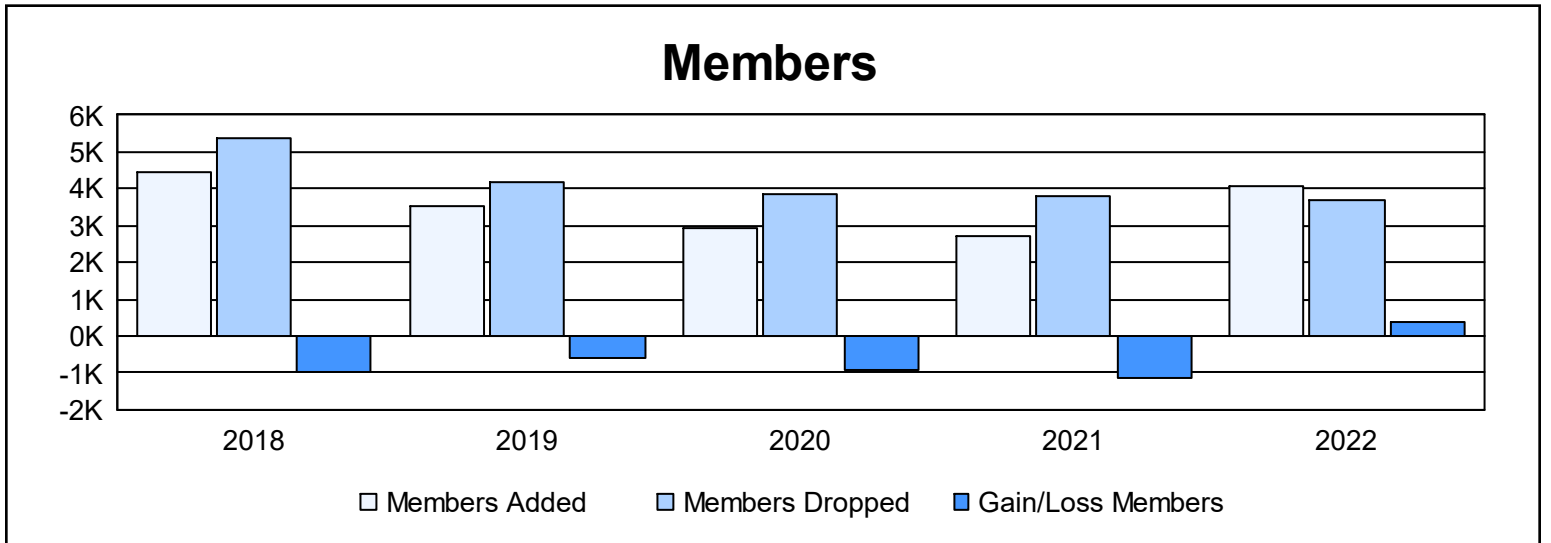
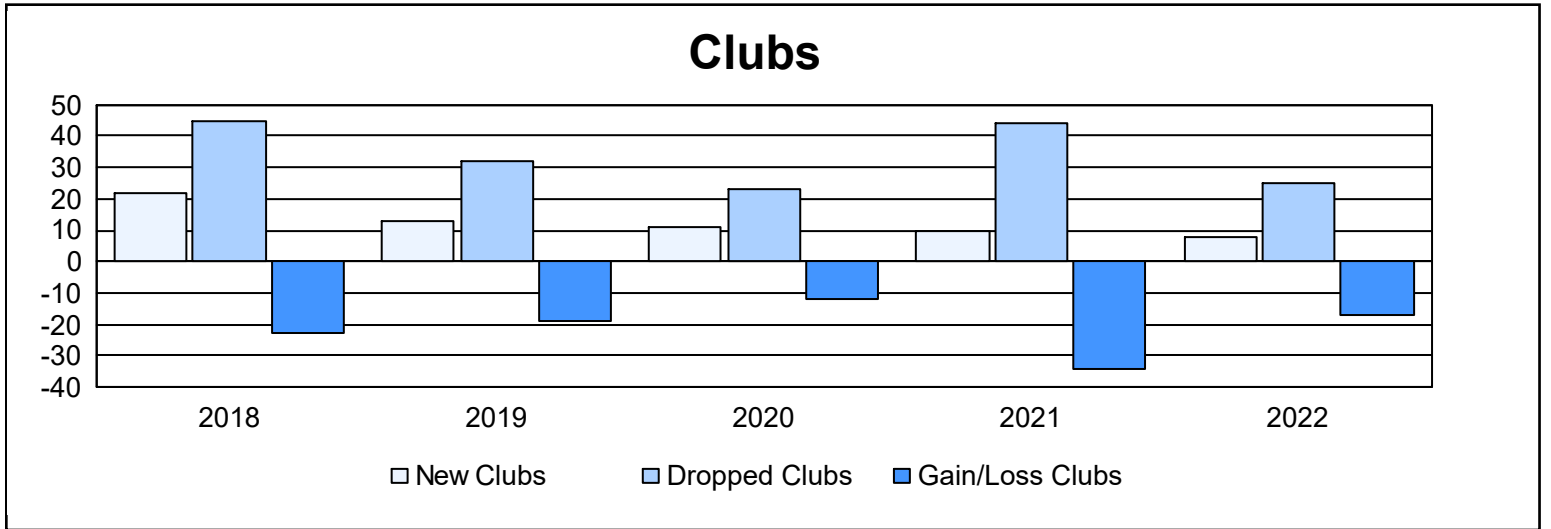
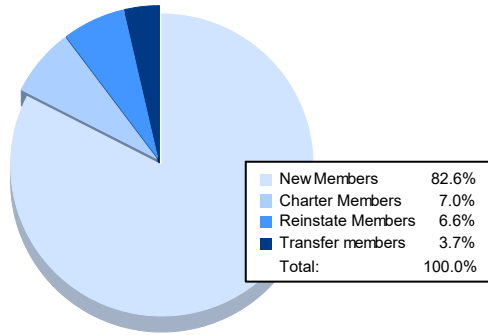


Year	New Clubs	Dropped Clubs	Gain/ Loss Clubs	New Members	Charter Members	Reinstate Members	Transfer Members	Total Member Added	Total Members Dropped	Gain/ Loss Members
2017-2018	22	45	-23	3,371	720	167	185	4,443	5,396	-953
2018-2019	13	32	-19	2,732	472	166	182	3,552	4,163	-611
2019-2020	11	23	-12	2,222	380	138	172	2,912	3,842	-930
2020-2021	10	44	-34	2,160	277	133	122	2,692	3,817	-1,125
2021-2022	8	25	-17	3,370	287	269	152	4,078	3,712	366
<b>Average</b>	<b>13</b>	<b>34</b>	<b>-21</b>	<b>2,771</b>	<b>427</b>	<b>175</b>	<b>163</b>	<b>3,535</b>	<b>4,186</b>	<b>-651</b>



### Membership Composition June 2022 Cumulative



### Gender Composition June 2022 Cumulative

